

603866

2024

1

www.sse.com.cn

2

3

4

5

2024

191,966,298.60

10

1.20

2024

1

10

1.30

2024 12 31

1,599,719,155

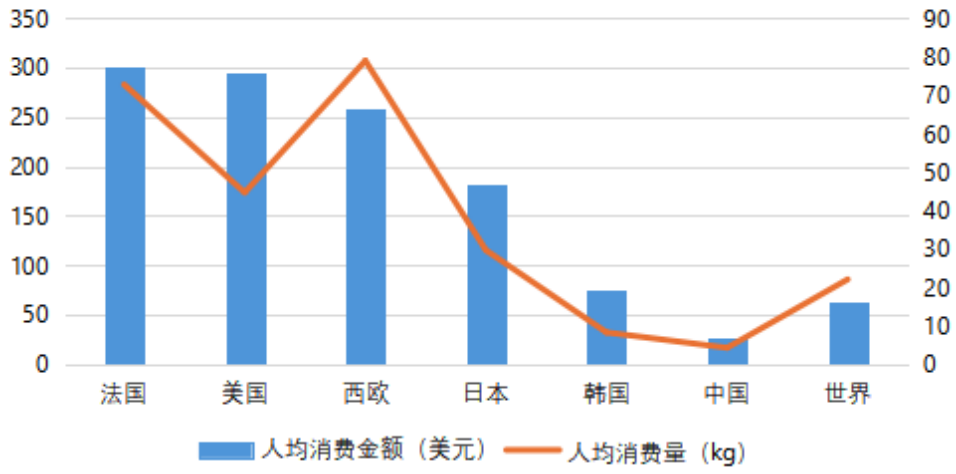
207,963,490.15

39.83%

2

2024

2024年主要国家烘焙产品人均消费量与销售额



Euromonitor

2

3

+ "

"

" "

"

"

"

+

"

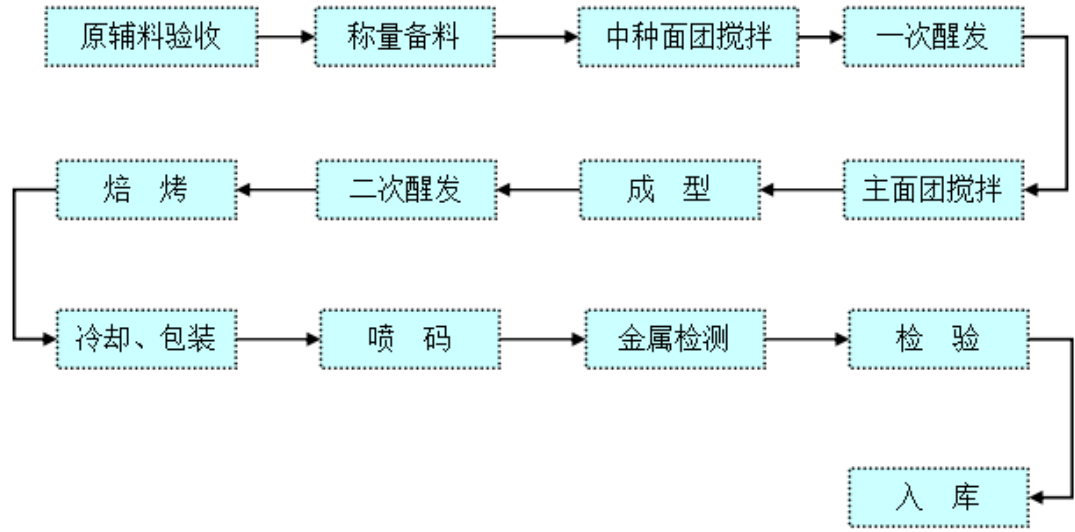
2

"

"

"

"



3

KA

IP

KA

2024 12 31

	183	19	19
	274	6	8
	212	22	56
	130	25	12
	74	8	17

	33	0	7
	53	38	25
	959	118	144

KA

KA

1995

30

2018-2023

"

"

3

3.1 3

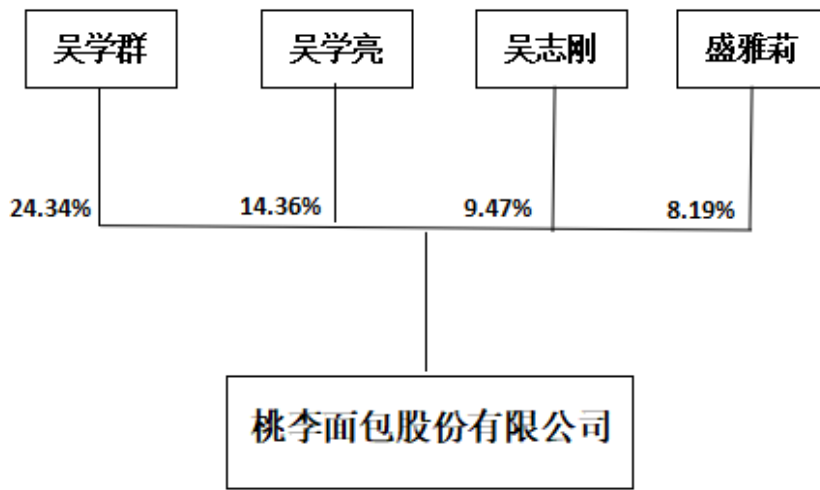
2024

	997,797,814.92	810,608,998.82	23.09	1,066,390,988.94
--	----------------	----------------	-------	------------------

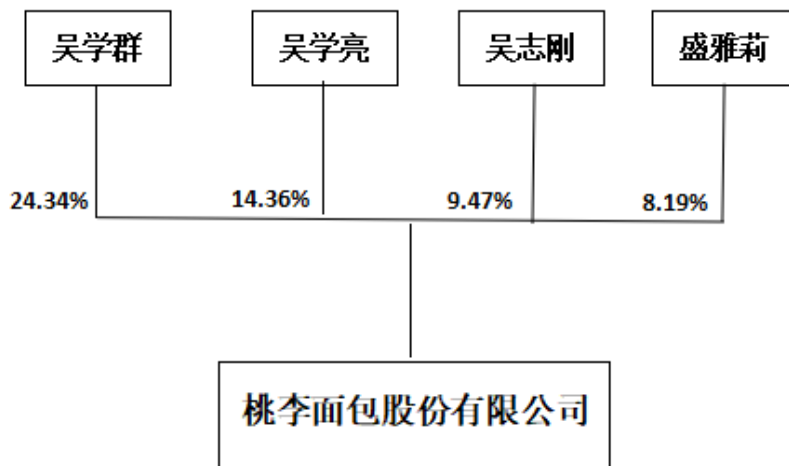
:

						66,352	
						64,265	
			(%)				
	0	389,402,093	24.34	0		194,442,000	
	0	229,647,670	14.36	0			

4.2



4.3



4.4

10

5

5.1

: :

					%
2022	22 ZR001	22CFZR0622	2024-07-28	0	3.26
2022	22 ZR002	22CFZR0773	2024-10-12	0	3.26

5.2

2022	2022 7 27 3.26% 2024	1	2022 2
2022	2022 10 12 3.26% 2024	1	2022 2

5.3

5.4 2

	2024	2023	%
%	27.45	27.82	-0.37
	497,436,278.36	551,747,110.58	-9.84
EBITDA	0.52	0.52	0.00
	20.81	26.43	-21.26

1

62,593.79 9.58% 590,638.86 97.04%

14.95% 12,646.52

2