

603866
113544
191544

2020-064



2020 5 18

2019

2020 0520

1

2019

6.8

6.42%

6.6

7.02% 2016

-2018

17%

20%

2019

1.7

0.17%

2018

11.5%

2017

41.19%

1

2019

2019

2019

2014 246.35

2019 404.11

10.41%

2017

6.7kg,

42.4kg 27.1kg

18.5kg,

10-11

2019

564,370.98

16.77%

68,335.84

6.42%

65,996.05

7.02% 2019

1

2019

0.11

2

1.09

2019

002216. SZ		8.06%	182.14%	-0.35	2.01
603043. SH		19.38%	1.10%	-1.90	-2.22
002719. SZ		11.72%	1	-5.01	1
603886. SH		12.68%	-0.88%	-1.25	-1.38

603866. SH

2
 3 2019 9
 1.13
 0.81
 1,209
 5.28%
 2 2019 56.4
 16.8% 12.28 22.94% 2.3
 1
 2

	2019	2018		
	29,290.19	25,888.55	3,401.64	13.14%

	2019	2018		
	70,864.78	58,166.78	12,698.00	21.83%
	13,368.87	8,053.83	5,315.04	65.99%
	4,619.33	1,523.45	3,095.88	203.22%
	2,109.71	1,257.60	852.11	67.76%
	2,147.67	1,392.93	754.74	54.18%
	1,140.01	1,099.18	40.83	3.71%
	1,987.20	1,533.57	453.63	

1

2 2019

1.

/

2.

3

2019

20.6

1

2

3

6

4

5

1




	2019	2018	2017
	205,672.32	175,555.62	152,914.76
	36.44%	36.32%	37.48%

2

	2019			2018			2017		
			%			%			%
	128	36,041.15	17.52	130	33,279.31	18.96	133	32,998.23	21.58
	244	90,178.71	43.85	223	79,442.78	45.25	220	66,837.50	43.71
	141	24,964.99	12.14	105	16,300.15	9.28	51	12,189.88	7.97
	104	32,819.07	15.96	90	27,362.03	15.59	86	25,015.91	16.36
	44	20,009.31	9.73	48	17,456.64	9.94	42	15,873.23	10.38
	26	1,659.08	0.81	13	1,714.70	0.98	0	0	0.00
	687	205,672.32	100.00	609	175,555.62	100.00	532	152,914.76	100.00

3

7



	1,709.59	1.12%
	1,509.74	0.99%
	1,373.83	0.90%
	1,327.74	0.87%
	7,998.78	5.23%

KA

3 1

1

2

2019

20,834.61

10.13%

2020 5 26